

COMPACT WHEEL LOADER



Specifications

Operating weight	12,786 lbs (5,800 kg)
Engine power	72 HP (53.7 kW)
Bucket capacity	1.31-2.03 yd ³ (1.0-1.55 m ³)
Tipping load, straight	9,634 lbs (4,370 kg)
Tipping load, articulated	8,510 lbs (3,860 kg)
Draw bar	(L) 10,498.58 (H) 10,903.23

Features

- ▶ Hydrostatic drive provides high speed, low torque when you are traveling across a jobsite, then changes to high torque, low speed when you demand greater traction and more power.
- ▶ Transverse-mounted turbocharged diesel engine provides additional counterweight to the rear of the machine for greater stability and improved loader performance and provides ample access for easier engine service.
- ▶ Oscillating rear axle provides stable operation on uneven ground while maintaining 4-wheel traction for greater operator comfort and control.
- ▶ Single pin articulated joint provides a more stable platform and less need for adjustments and maintenance.
- ▶ Hydrostatic drive provides dynamic braking and helps increase service brake life.

SPECIFICATIONS

OPERATING DATA, STANDARD EQUIPMENT

Operating weight (SAE J 1197)	12,787 lbs (5,800 kg)
Tipping load, straight at full reach (ISO 14397-1)	9,634 lbs (4,370 kg)
Tipping load, articulated at full reach (ISO 14397-1)	8,510 lbs (3,860 kg)
Total length, bucket on ground	17' 3" (5,270 mm)
Total width	6' 5" (1,950 mm)
Turning radius at outside bucket edge	14' 6" (4,445 mm)
Wheelbase	7' 3" (2,220 mm)
Total height (top of cab)	9' 1" (2,765 mm)

ENGINE

Manufacturer, model	YANMAR 4TNV98CT
Type	Turbo diesel engine with intercooler, exhaust-gas optimised, EPA Tier 4 Final / EC stage III
Combustion	4-stroke cycle, Common Rail injection
Number of cylinders	4 in line
Displacement	3.2 Liter
Net power rating at 2,200 rpm (SAE J 1349)	72 hp (53.7 kW)
Max. torque	218 lb ft (295 Nm) @ 1,365 rpm
Cooling system	Water

ELECTRICAL SYSTEM

Nominal voltage	12 V
Battery	12 V / 100 Ah
Generator	14 V / 80 A
Starter	12 V / 3.5 hp (3.0 kW)
Cold-starting aid	Glow plugs

Lighting system in compliance with US/ISO standards, H7 headlamps.

POWER TRANSMISSION

Hydrostatic drive, closed circuit, independent from loader hydraulics. Perfected driving automatics, automatic optimisation and adjustment of drawbar pull and speed. Hydraulic motor power shift providing two speed ranges. Infinitely variable speed control forward and reverse. 4-wheel drive from reduction gear on rear axle via cardan shaft to front axle. Inching pedal for sensitive driving and stopping at high rpm.

4 speeds:

Standard version	0 - 12.4 mph (0 - 20 km/h)
S version	0 - 22.4 mph (0 - 36 km/h)
Drawbar pull	"Low" 10,498 lbs - "High" 10,903 lbs

AXLES

Rigid front axle with 35% limited slip differential. Oscillating rear axle with 35% limited slip differential. Center-mounted disc brake. Rear axle weights, 661 lbs (300 kg) are standard.

TIRES

Standard	405/70 R 20 SPT 9 Dunlop
----------	--------------------------

BRAKES

Service brake:	Hydraulically actuated center-mounted disc brake, acting on all 4 wheels via 4-wheel drive
Auxiliary brake:	Hydrostatic drive provides dynamic braking

STEERING

Articulated, 2 steering cylinders with final positioning damping on both sides, fully hydraulic through Load-Sensing priority valve, quick and easy steering even at engine idle-running speed.

Total steering angle	80 deg.
----------------------	---------

FLUID CAPACITIES

Fuel tank	29.1 gal (110 l)
Hydraulic system (incl. tank)	23.2 gal (88 l)



HYDRAULIC SYSTEM

Max. pump capacity	20.3 gpm (77 l/min)
Max. working pressure	3,626 psi (250 bar)

Control unit: Proportional hydraulic valve with 3 control circuits, supplying work functions "Lift / Lower", "Dump / Tilt-back with high-speed control" and "3rd control circuit (1st additional control circuit)". Simultaneous, independent control of all movements.

Hydraulic cylinders: 1 lifting cylinder, 1 tilt cylinder, all dual-action

The thermostatically controlled oil circuit ensures that the oil temperature is promptly reached and avoids overheating. Return filter installed in hydraulic tank allows for eco-friendly replacement of filter elements.

Fingertip control for 3rd control circuit, electro-proportional, oil flow limitation via machine function display, continuous operation. Installation on loader frame incl. couplings.

Hydraulically switchable float position by overdriving the pressure point "Lower" on the joystick, electrically switchable continuous operation function.

Single, four-way control lever (joystick) with integrated direction-of-travel switch and switch for additional control circuit.

LOADER FRAME

Loader installation featuring true parallel linkage and hydraulic quick coupler

General-purpose bucket (SAE J 742)	1.31 yd ³ (1.00 m ³)
Lift capacity at ground level (SAE J 732)	13,725 lbf (61,000 N)
Breakout force at bucket edge (SAE J 732)	12,375 lbf (55,000 N)

FORK LIFT ATTACHMENT

Operating load (SAE J 1197), over the total lift and steering range	5,291 lbs (2,400 kg)*
Operating load in transport position, above ground level, total steering range	6,834 lbs (3,100 kg)*
Width of fork carrier	4' 1" (1,240 mm)
Length fork tines 4" x 1.8" (100 mm x 45 mm)	3' 7" (1,100 mm)
Stability factor on level and solid ground	1.25
Load center from fork attachment point	20" (500 mm)

CAB

Rubber-mounted full-vision steel cab, ROPS (EN ISO 3471) and FOPS** (EN ISO 3449) certified.

Cab featuring two doors, intermittent wipers and washer (front and rear), tinted panoramic safety glass, sliding window on left-hand side.

Driver's seat MSG 85 (comfort version), with hydraulic cushioning, extra-high backrest, lumbar support, longitudinal and tilt adjustments, lap belt, in compliance with ISO 7096 and ISO 6683.

Cab heating with 3-speed heater fan (choice fresh air/recirculating air) and windshield defroster, front and rear.

Standard: Air conditioning. Back-up alarm for reverse travel. Battery disconnecter. Guard for fan wheel and V-belt. Immobilizer, electronic, keypad operation. 2 working floodlights, front. 2 working floodlight, rear. Rear axle weights, approx. 660 lbs (300 kg). Steering wheel with height and tilt adjustment.

Cab exterior noise level	101 dB (A)
Cab interior noise level	74 dB (A)

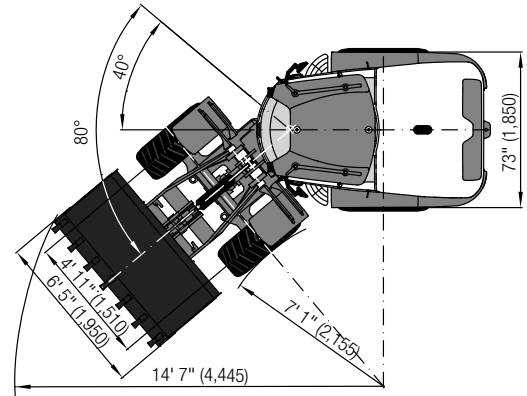
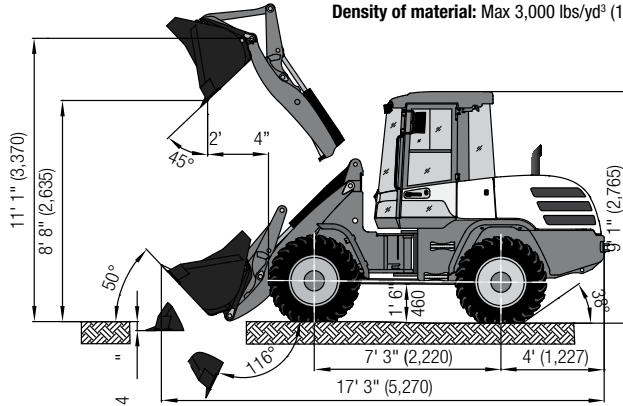
Noise level values measured in compliance with Directive 2000/14/EC and EN474.

*With rear axle weights

**FOPS-approved only with skylight guard (optional)

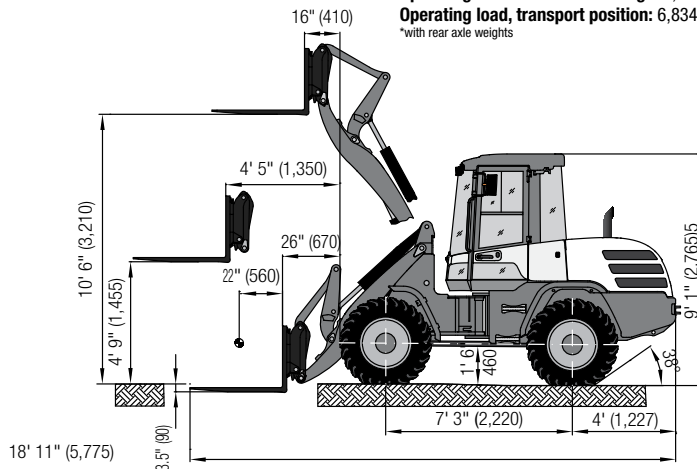
DIMENSIONS: GENERAL-PURPOSE BUCKET

Capacity (SAE J 742): 1.31 yd³ (1.00 m³)
Density of material: Max 3,000 lbs/yd³ (1.8 t/m³)



FORK LIFT ATTACHMENT

Operating load over total lift range: 5,622 lbs (2,550 kg)*
Operating load, transport position: 6,834 lbs (3,100 kg)*
*with rear axle weights



BUCKET TYPE

	Capacity	Density	Width	Dump height
General-purpose bucket, quick coupler (QC), teeth	1.31 yd ³ (1.00 m ³)	3,000 lbs/yd ³ (1.8 t/m ³)	6' 5" (1,950 mm)	8' 8" (2,635 mm)
General-purpose bucket, QC, bolt-on cutting edge	1.31 yd ³ (1.00 m ³)	3,000 lbs/yd ³ (1.8 t/m ³)	6' 5" (1,950 mm)	8' 6" (2,595 mm)
Earth bucket, QC, teeth	1.44 yd ³ (1.10 m ³)	2,700 lbs/yd ³ (1.6 t/m ³)	6' 5" (1,950 mm)	8' 6" (2,585 mm)
Earth bucket, QC, bolt-on cutting edge	1.44 yd ³ (1.10 m ³)	2,700 lbs/yd ³ (1.6 t/m ³)	6' 5" (1,950 mm)	8' 4" (2,545 mm)
Light-material bucket, QC, bolt-on cutting edge	1.77 yd ³ (1.35 m ³)	2,000 lbs/yd ³ (1.2 t/m ³)	6' 9" (2,050 mm)	8' 3" (2,510 mm)
Light-material bucket, QC, bolt-on cutting edge	2.03 yd ³ (1.55 m ³)	1,333 lbs/yd ³ (0.8 t/m ³)	7' 3" (2,200 mm)	8' 2" (2,485 mm)
Multi-purpose bucket, QC	1.18 yd ³ (0.90 m ³)	2,700 lbs/yd ³ (1.6 t/m ³)	6' 5" (1,950 mm)	8' 7" (2,610 mm)
Side-dump bucket, QC, without teeth	1.11 yd ³ (0.85 m ³)	3,000 lbs/yd ³ (1.8 t/m ³)	6' 9" (2,050 mm)	8' 3" (2,515 mm)
High-tip bucket, QC, without teeth	1.31 yd ³ (1.00 m ³)	2,000 lbs/yd ³ (1.2 t/m ³)	6' 9" (2,050 mm)	12' 7" (3,835 mm)
Quarry bucket, QC	1.18 yd ³ (0.90 m ³)	3,000 lbs/yd ³ (1.8 t/m ³)	6' 9" (2,050 mm)	8' 7" (2,610 mm)
Loading bucket with 4 prongs	1.37 yd ³ (1.05 m ³)	3,000 lbs/yd ³ (1.8 t/m ³)	6' 9" (2,050 mm)	8' 7" (2,625 mm)

EXAMPLES OF MATERIAL DENSITIES

Earth (top soil):	2,550 lbs/yd ³ (1,512 kg/m ³)	Clay (dry), clay & gravel (wet), earth with sand & gravel:	3,100 lbs/yd ³ (1,839 kg/m ³)
Earth (dry):	2,650 lbs/yd ³ (1,572 kg/m ³)	Gravel (sandy), gravel (wet):	3,700 lbs/yd ³ (2,195 kg/m ³)
Earth (moist), clay with gravel (dry):	3,000 lbs/yd ³ (1,780 kg/m ³)	Clay (natural bed), clay (wet)	3,500 lbs/yd ³ (2,077 kg/m ³)
Earth (compacted), gravel (dry):	3,000 lbs/yd ³ (1,780 kg/m ³)		

OPTIONAL EQUIPMENT

TIRES

360/80 R 20 TRI Nokian
 380/75 R 20 XMCL Michelin
 400/70 R20 XMCL Michelin
 Rims

FRONT ATTACHMENTS

General-purpose bucket*	1.31 yd ³ (1.00 m ³)
Earth bucket*	1.44 yd ³ (1.10 m ³)
Light-material bucket*	1.77 yd ³ (1.35 m ³)
Light-material bucket*	2.03 yd ³ (1.55 m ³)
Multi-purpose bucket*	1.18 yd ³ (0.90 m ³)
Compost bucket, 4 prongs	1.37 yd ³ (1.05 m ³)
Fork lift attachment: Fork carrier ISO 2328, class 3, form B, 49" (1,240 mm) wide	
Forks: 44" (1,100 mm) long, 5.5" (140 mm) wide, 2" (50 mm) tall	
Forks: 47" (1,200 mm) long, 5.5" (140 mm) wide, 2" (50 mm) tall	

*optionally with bolt-on cutting edge

DRIVER'S STAND

Driver's seat MSG 95 (premium version), with air-cushioning, extra-high backrest, orthopedic lumbar support, longitudinal and tilt adjustments, adjustable armrests, seat heating

HYDRAULIC SYSTEM

4 th control circuit, Fingertip control, (electro-proportional control) and installation on lift frame incl. couplings and continuous operation e.g. for attachments with 2 hydr. functions	4 th control circuit, High-Flow, 29 gal/min (111 l/min), 2,610 psi (180 bar), (electro-proportional control) and installation on lift frame incl. couplings
Low-temperature package fluids	Ride control system

QUICK COUPLER

Quick coupler, hydraulically operated

CAB

FOPS-skylight guard	Rotating beacon, yellow
Right-hand door with sliding window	Radio installation kit
Outside rear-view mirror, heatable	Lap belt, 3" (76) mm wide
LED working floodlight, rear (2 pieces)	Arm rest, left, for driver's seat

OTHER OPTIONAL EQUIPMENT

Turbo II Prefilter	Central lubrication system (Lincoln)
--------------------	--------------------------------------

Further optional equipment available on request



Yanmar America
 101 International Pkwy
 Adairsville, GA 30103
 770-877-9894
 www.yanmar.com/us

