



COMPACT WHEEL LOADER



Specifications

Operating weight	15,432 lbs (7,000 kg)
Engine power	100 HP (74.4 kW)
Bucket capacity	1.57-2.35 yd ³ (1.2-1.8 m ³)
Tipping load, straight	11,023 lbs (5,000 kg)
Tipping load, articulated	9,700 lbs (4,400 kg)
Draw bar	(L) 12,364.50 (H) 14487.80

Features

- ▶ Maximum visibility from the cab
- ▶ Easy-to-use quick coupler
- ▶ Excellent parallel kinematics
- ▶ 2 doors
- ▶ Comfortable cab with responsive steering
- ▶ Easy-handling joystick with third and fourth control circuit in one hand
- ▶ YANMAR Smart Control (TSC)
- ▶ Excellent service access
- ▶ Central pivot with floating axle, the same as on larger wheel loaders
- ▶ Automatic self-locking differentials in both axles

SPECIFICATIONS

OPERATING DATA, STANDARD EQUIPMENT

Operating weight (SAE J 1197)	15,432 lbs (7,000 kg)
Tipping load, straight at full reach (ISO 14397-1)	11,023 lbs (5,000 kg)
Tipping load, articulated at full reach (ISO 14397-1)	9,700 lbs (4,400 kg)
Total length, bucket on ground	17' 11" (5,480 mm)
Total width	6' 11" (2,100 mm)
Turning radius at outside bucket edge	15' 4" (4,680 mm)
Wheelbase	7' 6" (2,290 mm)
Total height (top of cab)	9' 1" (2,780 mm)

ENGINE

Manufacturer, model	Deutz, TCD3.6 L4
Type	4-cylinder turbo diesel engine with intercooler, EPA Tier 4 Final / EC Stage IV
Combustion	4-stroke cycle, Common Rail injection
Displacement	220 in ³ (3,600 cm ³)
Net power rating at 2,200 rpm (SAE J 1349)	(100 hp) 74.4 kW
Cooling system	Water

ELECTRICAL SYSTEM

Nominal voltage	12 V
Battery	12 V / 135 Ah
Generator	14 V / 95 A
Starter	12 V / 3.5 hp (2.6 kW)
Cold-starting aid	Glow plugs

Lighting system in compliance with US/ISO standards, H7 headlamps.

POWER TRANSMISSION

Hydrostatic drive, closed circuit, independent from loader hydraulics. Perfected driving automatics, automatic optimisation and adjustment of drawbar pull and speed. Hydraulic motor power shift providing two speed ranges. Infinitely variable speed control forward and reverse. 4-wheel drive from reduction gear on rear axle via cardan shaft to front axle. Inching pedal for sensitive driving and stopping at high rpm.

4 speeds:	
"Low"	0-3.7 / 0-11.8 mph (0-6 / 0-19 kph)
"High"	0-6.8 / 0-22 mph (0-12 / (0-36 kph)

AXLES

Rigid front axle with 45% limited slip differential. Oscillating rear axle with 45% limited slip differential. Center-mounted disc brake.

TIRES

Standard	405/70 R 20 SPT 9 Dunlop
----------	--------------------------

BRAKES

Service brake:	Hydraulically actuated center-mounted drum brake, acting on all 4 wheels via 4-wheel drive.
Auxiliary brake:	Hydrostatic through closed-circuit travel drive.
Parking brake:	Mechanically actuated center-mounted drum brake on front axle.

STEERING

Articulated, 2 steering cylinders with final positioning damping on both sides, fully hydraulic through Load-Sensing priority valve, quick and easy steering even at engine idle-running speed.

Total steering angle	80 deg.
----------------------	---------

FLUID CAPACITIES

Fuel tank	29 gal (110 l)
Hydraulic system (incl. tank)	25 gal (93 l)
Ad Blue Tank	2.6 gal (10 l)
Engine coolant	3.9 gal (15 l)
Engine oil	2 gal (8 l)

HYDRAULIC SYSTEM



Pump capacity	20 gpm (78 l/min)
Working pressure	3,625 psi (250 bar)

Control unit: Proportional hydraulic valve with 3 control circuits and high-speed control for tilting. Simultaneous, independent control of all movements. Single, four-way control lever (multi-function lever) for tilt and lift cylinder with integrated travel direction selector switch and switch for additional control circuit. Float position in control circuit "Lowering", electro-hydraulically operated. Additional control circuit including quick couplers and continuous operation function provided as standard.

Hydraulic cylinders: 1 lifting cylinder, 1 tilt cylinder, all dual-action

The thermostatically controlled oil circuit ensures that the oil temperature is promptly reached and avoids overheating. Return filter installed in hydraulic tank allows for eco-friendly replacement of filter elements

Fingertip control for 3rd control circuit, electro-proportional, oil flow limitation via machine function display, continuous operation. Installation on loader frame incl. couplings.

Hydraulically switchable float position by overdriving the pressure point "Lower" on the joystick, electrically switchable continuous operation function.

Single, four-way control lever (joystick) with integrated direction-of-travel switch and switch for additional control circuit.

LOADER FRAME

Loader installation featuring true parallel linkage and hydraulic quick coupler.

General-purpose bucket (SAE J 742)	1.57 yd ³ (1.20 m ³)
Lift capacity at ground level (SAE J 732)	15,962 lbf (71,000 N)
Breakout force at bucket edge (SAE J 732)	13,264 lbf (59,000 N)

FORK LIFT ATTACHMENT

Operating load (SAE J 1197), over the total lift and steering range	4,188 lbs (1,900 kg)*
---	-----------------------

Operating load in transport position, above ground level, total steering range 6,834 lbs (3,100 kg)*

Width of fork carrier	49" (1,240 mm)
Length fork tines 5.5" x 2" (140 mm x 50 mm)	44" (1,120 mm)
Stability factor on level and solid ground	2

Operating load determined on level ground = 80 % of tipping load, articulated

CAB

Rubber-mounted full-vision steel cab, ROPS (EN ISO 3471) and FOPS** (EN ISO 3449) certified.

Cab featuring two doors, intermittent wipers and washer (front and rear), tinted panoramic safety glass, sliding window on left-hand side.

Driver's seat MSG85 (standard version) with hydraulic cushioning and lap belt, weight-adjustable, in compliance with ISO 7096 and ISO 6683.

Cab heating with 3-speed heater fan (choice fresh air/recirculating air) and wind-shield defroster, front and rear.

Standard: Air conditioning. Back-up alarm for reverse travel. Battery disconnecter. Guard for V-belt. Immobilizer, electronic, keypad operation. 2 working floodlights, front. 2 working floodlight, rear. Rear axle weights, approx. 660 lbs (300 kg). Steering wheel with height and tilt adjustment.

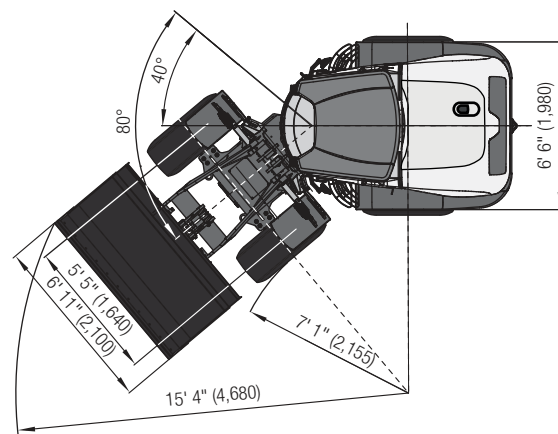
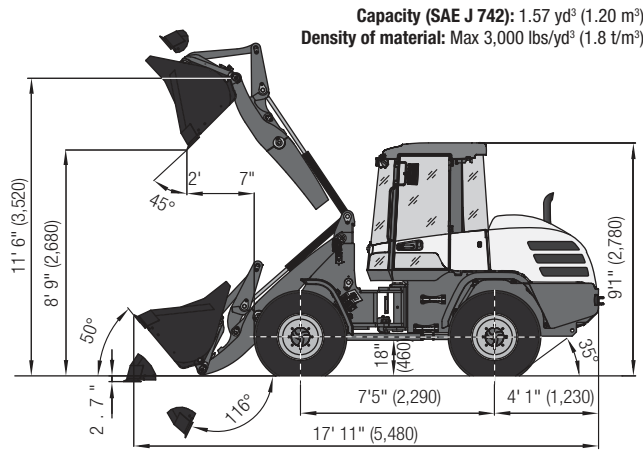
Cab exterior noise level	101 dB (A)
Cab interior noise level	74 dB (A)

Noise level values measured in compliance with Directive 2000/14/EC and EN474.

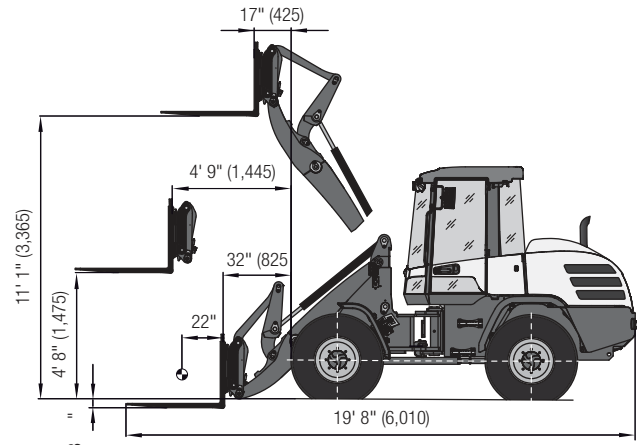
*With rear axle weights

**FOPS-approved only with skylight guard (optional)

DIMENSIONS: GENERAL-PURPOSE BUCKET



FORK LIFT ATTACHMENT



Operating load over total lift range: 4,188 lbs (1,900 kg)
Operating load in transport position: 6,834 lbs (3,100 kg)*
*With rear axle weights

BUCKET TYPE

	Contents	Density	Width	Dump height
General-purpose bucket, quick coupler (QC), teeth	1.57 yd ³ (1.20 m ³)	3,000 lbs/yd ³ (1.8 t/m ³)	6' 11" (2,100 mm)	9' 0" (2,750 mm)
General-purpose bucket, QC, bolt-on cutting edge	1.57 yd ³ (1.20 m ³)	3,000 lbs/yd ³ (1.8 t/m ³)	6' 11" (2,100 mm)	8' 11" (2,710 mm)
Earth bucket, QC, teeth	1.77 yd ³ (1.35 m ³)	2,700 lbs/yd ³ (1.6 t/m ³)	6' 11" (2,100 mm)	8' 10" (2,700 mm)
Earth bucket, QC, bolt-on cutting edge	1.77 yd ³ (1.35 m ³)	2,700 lbs/yd ³ (1.6 t/m ³)	6' 11" (2,100 mm)	8' 9" (2,660 mm)
Light-material bucket, bolt-on cutting edge	2.03 yd ³ (1.55 m ³)	2,000 lbs/yd ³ (1.2 t/m ³)	6' 11" (2,100 mm)	8' 7" (2,610 mm)
Light-material bucket, bolt-on cutting edge	2.35 yd ³ (1.80 m ³)	1,333 lbs/yd ³ (0.8 t/m ³)	7' 3" (2,200 mm)	8' 4" (2,550 mm)
Multi-purpose bucket, QC	1.37 yd ³ (1.05 m ³)	2,700 lbs/yd ³ (1.6 t/m ³)	6' 11" (2,100 mm)	9' 2" (2,785 mm)
Side-dump bucket, QC, without teeth	1.11 yd ³ (0.85 m ³)	3,000 lbs/yd ³ (1.8 t/m ³)	6' 11" (2,100 mm)	8' 9" (2,665 mm)
High-tip bucket, QC, without teeth	1.57 yd ³ (1.20 m ³)	2,000 lbs/yd ³ (1.2 t/m ³)	6' 11" (2,100 mm)	13' 0" (3,970 mm)
High-tip bucket, QC, without teeth	2.35 yd ³ (1.80 m ³)	1,000 lbs/yd ³ (0.6 t/m ³)	7' 3" (2,200 mm)	13' 3" (4,030 mm)
Quarry bucket, QC	1.24 yd ³ (0.95 m ³)	3,580 lbs/yd ³ (2.15 t/m ³)	6' 11" (2,100 mm)	9' 1" (2,780 mm)
Compost bucket	1.57 yd ³ (1.20 m ³)	2,000 lbs/yd ³ (1.2 t/m ³)	6' 11" (2,100 mm)	9' 0" (2,750 mm)

EXAMPLES OF MATERIAL DENSITIES

Earth (top soil):	2,550 lbs/yd ³ (1,512 kg/m ³)	Clay (dry), clay & gravel (wet), earth with sand & gravel:	3,100 lbs/yd ³ (1,839 kg/m ³)
Earth (dry):	2,650 lbs/yd ³ (1,572 kg/m ³)	Gravel (sandy), gravel (wet):	3,700 lbs/yd ³ (2,195 kg/m ³)

OPTIONAL EQUIPMENT

TIRES

360/80 R 20 TRI Nokian
400/70 R20 XMCL Michelin
455/70 R20 SPT9 Dunlop
Rims

FRONT ATTACHMENTS

General-purpose bucket*	1.57 yd ³ (1.20 m ³)
Earth bucket*	1.77 yd ³ (1.35 m ³)
Light-material bucket*	1.77 yd ³ (1.55 m ³)
Light-material bucket*	2.35 yd ³ (1.80 m ³)
Multi-purpose bucket*	.99 yd ³ (1.05 m ³)
Compost bucket, 4 prongs	1.57 yd ³ (1.20 m ³)
Fork lift attachment: Fork carrier ISO 2328, class 3, form B, 49" (1,240 mm) wide	
Forks: 44" (1,100 mm) long, 5.5" (140 mm) wide, 2" (50 mm) tall	
Forks: 47" (1,200 mm) long, 5.5" (140 mm) wide, 2" (50 mm) tall	

*optionally with bolt-on cutting edge

DRIVER'S STAND

HYDRAULIC SYSTEM

4th control circuit, Fingertip control, (electro-proportional control) and installation on lift frame incl. couplings and continuous operation e.g. for attachments with 2 hydr. functions

4th control circuit, High-Flow, 30 gal/min (115 l/min), 2,610 psi (180 bar), (electro-proportional control) and installation on lift frame incl. couplings

QUICK COUPLER SYSTEMS

Quick coupler, hydraulically operated

CAB

FOPS-skylight guard	Rotating beacon, yellow
Right-hand door with sliding window	Radio installation kit
Outside rear-view mirror, heatable	Lap belt, 3" (76) mm wide
LED working floodlight, rear (2 pieces)	Arm rest, left, for driver's seat

OTHER OPTIONAL EQUIPMENT

Turbo II Prefilter	Central lubrication system (Lincoln)
--------------------	--------------------------------------



Yanmar America
101 International Pkwy
Adairsville, GA 30103
770-877-9894
www.yanmar.com/us

